




STUDIO INSTRUCTIONS

THAT YOU SHOULD FOLLOW



MAKE SURE YOUR COMPUTER HAS AN UP TO DATE CHROME BROWSER. IF NOT, DOWNLOAD CHROME



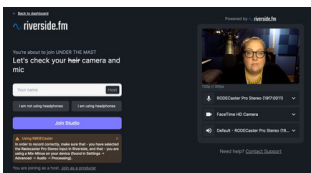
PLUG YOUR RODE MICROPHONE INTO YOUR COMPUTER USING THE USB CABLE



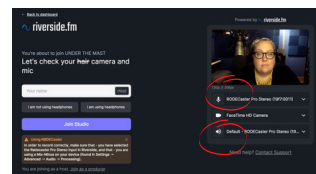
PLUG YOUR HEADPHONES INTO THE BACK OF YOUR RODE MICROPHONE. THE DIAL ON THE FRONT OF THE MIC CONTROLS THE VOLUME



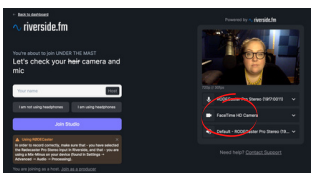
CLOSE ALL APPLICATIONS. OPEN CHROME AND PASTE IN THE STUDIO LINK FROM YOUR EMAIL



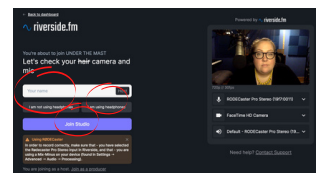
THE LINK WILL TAKE YOU TO THIS PAGE



SELECT THE MICROPHONE AND HEADPHONES YOU ARE USING EG RODE



SELECT YOUR CAMERA



FILL IN YOUR NAME, SELECT "I AM USING HEADPHONES" AND CLICK "JOIN STUDIO"

IF YOU ARE HAVING PROBLEMS, CALL UNDER THE MAST

+44 7912 786 762

